


# PATHWAYS LOT 8



Chelsea Highlands is a neighbourhood connected by trails. Whether you tend your sunny garden plot, strap on the snowshoes, hit a tennis ball or head to the river for a bicycle ride, the car is unnecessary. The Pathways hamlet sits at the heart of a network of historic trails, all centred on the Highlands Park.


Lot # 8 shares the same flat plateau as Lot # 7 and offers an easy building site. At back of this large property is an undulating, rocky hillside to the west. Next to the recreational lands, Lot# 8 is quiet and peaceful. This is a dream homesite for runners, hikers or winter cross-country athletes.




# #8



Highlands  
À CHELSEA

<b>LOT SIZE</b>	2.05 ACRES / 8283 M <sup>2</sup>
<b>FRONTAGE</b>	61.89 M
<b>DRIVEWAY</b>	SINGLE - 85 M
<b>SERVITUDE</b>	TRAIL 

# PATHWAYS LOT 9



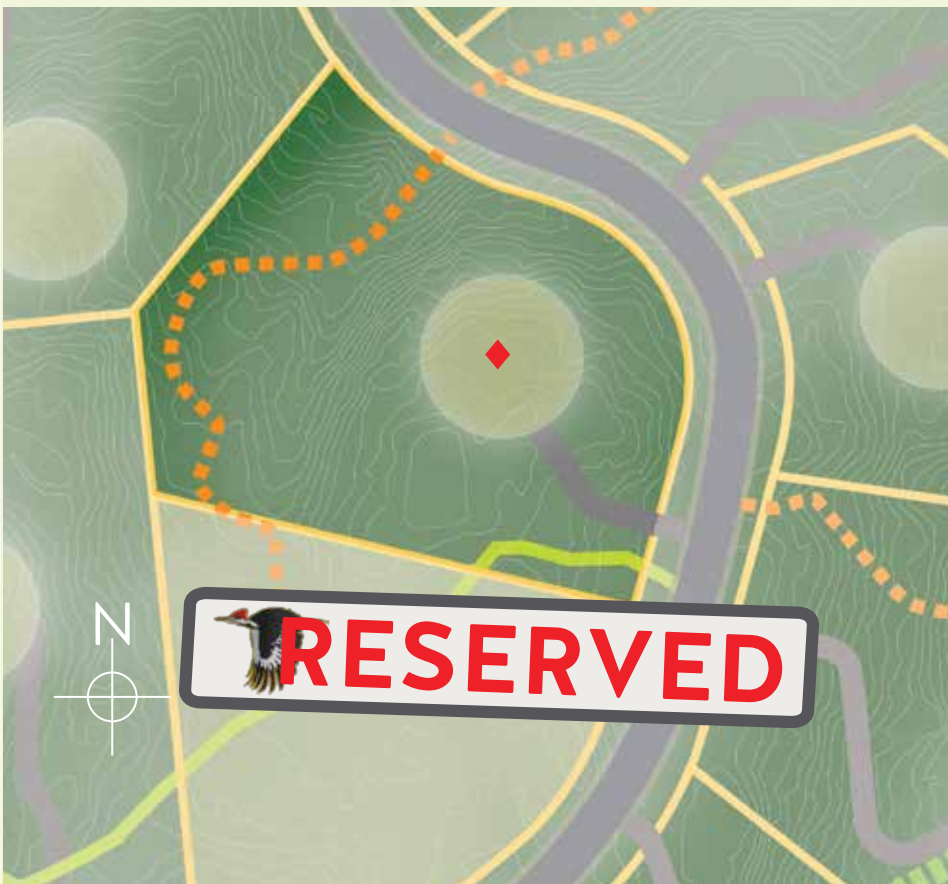

Chelsea Highlands is a neighbourhood connected by trails. Whether you tend your sunny garden plot, strap on the snowshoes, hit a tennis ball or head to the river for a bicycle ride, the car is unnecessary. The Pathways hamlet sits at the heart of a network of historic trails, all centred on the Highlands Park.

The especially elegant driveway of lot #9 follows the natural depression between two ridges of Hemlock and Pine. The homesite is perched far above the road and the Woods Trail. This property offers great privacy and long forest views to the south and north. A varied forest and beautiful lighting make this a very special property. Your own private footpath can connect you to the East Trail quickly arriving the Community Park.



Highlands  
À CHELSEA

<b>LOT SIZE</b>	1.36 ACRES / 5501 M <sup>2</sup>
<b>FRONTAGE</b>	68.4 M
<b>DRIVEWAY</b>	SINGLE - 78 M
<b>SERVITUDE</b>	NONE




Chelsea Highlands is a neighbourhood connected by trails. Whether you tend your sunny garden plot, strap on the snowshoes, hit a tennis ball or head to the river for a bicycle ride, the car is unnecessary. The Pathways hamlet sits at the heart of a network of historic trails, all centred on the Highlands Park.

On a small cliff above East Trail and the roadway, Lot # 10 rests on a distinctive promontory with long forest views and sunlight on all sides. With the Community Park to the back of the property, the site offers good privacy and distance from all adjacent neighbors with easy access to shared park lands.




# #10

Highlands  
A CHELSEA

<b>LOT SIZE</b>	1.09 ACRES / 4428 M <sup>2</sup>
<b>FRONTAGE</b>	111.22 M
<b>DRIVEWAY</b>	SINGLE - 35 M
<b>SERVITUDE</b>	TRAIL 

# PATHWAYS LOT 11



Chelsea Highlands is a neighbourhood connected by trails. Whether you tend your sunny garden plot, strap on the snowshoes, hit a tennis ball or head to the river for a bicycle ride, the car is unnecessary. The Pathways hamlet sits at the heart of a network of historic trails, all centred on the Highlands Park.


Lot # 11 is in the heart of the Pathways Hamlet and abuts the Community Park. The Bleakney Trail passes below the property affording easy access to every part of Chelsea Highlands. Filtered light from the south makes this home site bright and warm. This is the perfect location for people who love privacy but enjoy proximity to trails and the Community Park.




# #11



Highlands  
À CHELSEA

<b>LOT SIZE</b>	1.10 ACRES / 4463 M <sup>2</sup>
<b>FRONTAGE</b>	66.77 M
<b>DRIVEWAY</b>	SINGLE - 57 M
<b>SERVITUDE</b>	TRAIL 



Chelsea Highlands is a neighbourhood connected by trails. Whether you tend your sunny garden plot, strap on the snowshoes, hit a tennis ball or head to the river for a bicycle ride, the car is unnecessary. The Pathways hamlet sits at the heart of a network of historic trails, all centred on the Highlands Park.

Lot 12 has a very short level driveway into a quiet dale. The property slopes away to the north with open forest vistas. Across the road from the property are several acres of untouched forest. A seasonal stream skirts the far western edge of the lot. Private and serene, this home site is a contemplative oasis on the edge of the Highlands.




# #12

Highlands  
À CHELSEA

<b>LOT SIZE</b>	1.12 ACRES / 4550 M <sup>2</sup>
<b>FRONTAGE</b>	49.51 M
<b>DRIVEWAY</b>	SINGLE - 29 M
<b>SERVITUDE</b>	NONE





Chelsea Highlands is a neighbourhood connected by trails. Whether you tend your sunny garden plot, strap on the snowshoes, hit a tennis ball or head to the river for a bicycle ride, the car is unnecessary. The Pathways hamlet sits at the heart of a network of historic trails, all centred on the Highlands Park.

A gently sloping triangular-shaped property, Lot #13 sits on a low ridge bordered by two small streambeds. With the Bleakney Trail at the far back and the Woods Trail flanking the west property line, Lot # 13 sits at the top edge of Chelsea Highlands.

# #13



  
**Highlands**  
 À CHELSEA

<b>LOT SIZE</b>	1.25 ACRES / 5070 M <sup>2</sup>
<b>FRONTAGE</b>	15 M
<b>DRIVEWAY</b>	SINGLE - 55 M
<b>SERVITUDE</b>	NONE

